



**Workbook**  
**Answer Key**

**Sounds and Fun**

**Practice the Sounds** Circle the pictures that begin with the sound /sh/ like in "shell".

2 ILLUSTRATION

**Comprehension**

**Learn about the Poem**

A. Think about the poem. Circle the right picture for each question.

**Where is it?**

**Who is the main character in the poem?**

4 ILLUSTRATION

**Word Study**

**Study the Words** Sort the stickers and put them into the proper groups.

**Picture words with /sh/ like shell**

**Picture words with /s/ like sea**

**Picture words that rhyme with sell**

3 ILLUSTRATION

**What does she sell by the seashore?**

B. Draw what you want to sell by the seashore.

5 ILLUSTRATION

**Fluency**

**Enjoy the Poem!** Read together! Put the star stickers on the letters with /sh/ sound.

**She Sells Seashells**

She sells seashells by the seashore. ★ ★ ★ ★ ★

The shells she sells are surely seashells. ★ ★ ★ ★ ★

So if she sells shells on the seashore, ★ ★ ★ ★ ★

I'm sure she sells seashore shells. ★ ★ ★ ★ ★

Read the 1st line with a cheerful voice.

Read the 2nd line with an angry voice.

Read the 3rd line with a whispering voice.

Read the 4th line with a loud voice.

6 ALL ABOUT PHONICS

**Word Study**

**Study the Words!** Sort the picture words and put the stickers into the proper groups.

Picture words /s/ like sea

Picture words that rhyme with sea

Picture words with /pl/

**A Sailor Went to Sea**

**A Sailor Went to Sea** Workbook pp.7 ~12

**Fluency**

**Sounds and Fun**

**Practice the Sounds** Circle the pictures that begin with the sound /s/ like in 'sea'.

6 ALL ABOUT PHONICS

**Fluency**

**Enjoy the Poem!** Read together! Circle the letters with /s/ sound in the poem. Write the number of /s/ sounds on each line. Clap for every /s/ sound and rhyme when you read the poem.

A sailor went to sea, sea, sea 4

To see what he could see, see, see. 4

But all that he could see, see, see 3

Was the bottom of the deep blue sea, sea, sea. 3

12 ALL ABOUT PHONICS

**Sounds and Fun**

**Practice the Sounds**

A. Circle the pictures that begin with the sound /b/ like in "Bella".

14 ALLITERATION

**Word Study**

**Study the Words**

Sort the stickers and put them into the proper groups.

**Name Words**

Bobby  
Bella

**Other Words**

15 ALLITERATION

**Bubbles** 16

B. Circle the pictures that do NOT begin with the sound /b/.

16 ALLITERATION

**Comprehension**

**Learn about the Poem**

Think about the poem. Color Bella's family and put the name stickers on each family member.

**Bobby**

**Billy**

**Bella**

**Bubbles** 17


**Fluency**

Read together! Attach stickers on the words that begin with the sound /b/ and attach stickers under the rhyming words. Read the poem while emphasizing the /b/ sound and rhyming words.

**Enjoy the Poem!**

**Bubbles**

Bella blew a bubble  
 For brother Billy Bob.  
 Billy blew a bubble  
 For baby Bobby Rob.  
 Baby Bobby Rob tried  
 To blow a bubble, too.  
 But baby Bobby Rob  
 Just blew and blew and blew.



18 ALLESTREE

**Word Study**

Change the beginning words and put the right word stickers in the blanks.


**Study the Words:**


Seven Scary Sharks 21

**Seven Scary Sharks** Workbook pp. 19 ~24

**Sounds and Fun**

**Practice the Sounds** Circle the pictures that begin with the sound /s/ like in "seven".



20 ALLESTREE

**Comprehension**

**Learn about the Poem** Think about the poem. Sort the stickers and put them into the proper places.



22 ALLESTREE

**Sounds and Fun**

Circle the pictures that begin with the sound /m/ like in "monkey".

26 ALL ABOUT YOU

**Word Study**

Sort the stickers with the same rhymes from the poem and put them into the proper groups.

Mug

Pies

27 Too Many Monkeys

**Fluency**

Read together! Clip on the /s/ sounds as you read the poem. Color the same number of circle as there are /s/ sounds on each line.

**Seven Scary Sharks**

Seven scary sharks

Sailing in the sea.

Seven slimy squid

Standing on a ski.

Seven slippery seals

Sleeping in the sun.

Seven super surfers

Having lots of fun.

28 ALL ABOUT YOU

**Seven Scary Sharks**

29

Comprehension

Learn about the Poem

A. Think about the poem. Attach the stickers according to what you see in the poem.

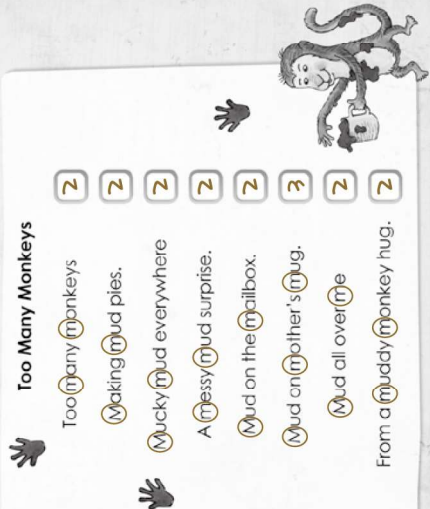
Fluency

Enjoy the Poem!

Read together! Circle the letters with /m/ sounds in the poem. Write the number of /m/ sounds you read on each line. Cap on the /m/ sounds as you read the poem.

Too Many Monkeys

- Too many monkeys 2
- Making mud pies. 2
- Mucky mud everywhere 2
- A messy mud surprise. 2
- Mud on the mailbox. 2
- Mud on mother's mug. 3
- Mud all over me 2
- From a muddy monkey hug. 2





MEMO

A memo pad with a light beige, textured background and vertical lines. The pad is mounted on a dark brown wooden board. The word 'MEMO' is printed vertically on the left side of the pad.